

LED High Beam Head Lights For Polaris Sportsman

ZP-YJ-030501-006



BEFORE YOU BEGIN


Read these instructions and check to be sure all parts and tools are accounted for. Please retain these installation instructions for future reference.

IMPORTANT

This LED HIGH BEAM HEADLIGHTS is exclusively designed for your vehicle. Please read the installation instructions thoroughly before beginning. Installation is easier if the vehicle is clean and free of debris.

INSTALLATION INSTRUCTIONS

1. Shift vehicle transmission into "PARK". Turn key to "OFF" position and remove from vehicle.
2. First remove the protective cover of the housing of the high beam headlights, disconnect the wiring harness plug-in and remove the original head lights.





3. As shown in the picture, replace the new high beam headlights, wiring harness plug-in and the original vehicle docking good, fixed headlights at the bracket, both sides will be left with O-rings, the new headlights installed, you need to use the O-ring set on the headlights.


4. Open the buckle of the cargo box on the front of the vehicle, find the two on-off valves identified and screw them in the opposite direction, and take out the storage box.

LED High Beam Head Lights For Polaris Sportsman


ZP-YJ-030501-006



5. Open the cover of the ACC electrical box, take the white extension cord that comes with the product, peel off the outer skin of one end, and connect the marked wiring port with a copper wire.



6. After connecting the extension cable, pass through the gap of the body to the position of the headlight, and connect it with the brown line on the headlight (make insulation measures, the two extra yellow lines are for the steering function, and you can choose whether to connect it or not. Power supply), after connecting, you can start the car first to confirm whether the headlights can work normally, and then fix them with screws (the place where the headlights are fixed has two screw holes, which are used to adjust the height of the headlights, which can be adjusted according to the body condition. To decide which screw hole to use)



LED High Beam Head Lights For Polaris Sportsman

ZP-YJ-030501-006



7. After the headlights are installed, the previous removal of accessories in turn and then installed back, the installation is complete.

