

Headlights for Kawasaki Teryx 1000 2020+

ZP-YJ-031001-002



BEFORE YOU BEGIN

Read these instructions and check to be sure all parts and tools are accounted for. Please retain these installation instructions for future reference.

IMPORTANT

The Headlights are exclusively designed for your vehicle. Please read the installation instructions thoroughly before beginning. Installation is easier if the vehicle is clean and free of debris. For your safety, and to ensure a satisfactory installation, perform all installation steps correctly in the sequence shown.

INSTRUCTIONS

Note: Shift vehicle transmission into "PARK". Turn key to "OFF" position and remove from vehicle.

1. Product picture:



2. First open the two on-off valves on the cover of the vehicle, remove the cover, and then remove the fender flares on both sides and the engine decorative plate, as shown in the picture:




Headlights for Kawasaki Teryx 1000 2020+

ZP-YJ-031001-002




3. Remove the front mesh grill, and remove the front bar and the bar support, as shown in the picture:



4. Disconnect the harness plugins of the headlight, unscrew the screws and accessories, for later use. As shown in picture:






5. Clamp the round rubber ring of the original headlight accessories to the back shell bracket of the new headlight, and then thread the aluminum tube into the rubber ring. As shown in picture:




Headlights for Kawasaki Teryx 1000 2020+

ZP-YJ-031001-002



Note: Install the other side of the headlight as the same steps !




7. Install back all the accessories removed before, as shown in picture:

6. Install the headlights (accessories has been installed already) on the bracket in the same way that the original headlights were fixed, and connect the wiring harness plug-ins well, (the headlights come with steering function, you can wire as you need). Start the vehicle at the same time to check whether the headlights are turned on normally. As shown in picture:

Headlights for Kawasaki Teryx 1000 2020+

ZP-YJ-031001-002



8. Installation finished!