

LED Headlights for Polaris Sportsman XP 1000

ZP-YJ-030501-012



BEFORE YOU BEGIN

Read these instructions and check to be sure all parts and tools are accounted for. Please retain these installation instructions for future reference.

IMPORTANT

This LED HEADLIGHTS KIT is exclusively designed for your vehicle. Please read the installation instructions thoroughly before beginning. Installation is easier if the vehicle is clean and free of debris.

INSTALLATION INSTRUCTIONS

1. Shift vehicle transmission into “PARK”. Turn ignition switch to “OFF” position and remove key.

Products and accessories.

Springs: 6 PCS

Screws: 6 PCS

Flat washer: 6 PCS Patch cord: 1PCS



1. Remove the front storage platform and storage box of the original vehicle first, and then remove the front bumper. As shown in picture:

Note: When removing the front bumper, disconnect the wiring harness of headlights before disassembling it.

LED Headlights for Polaris Sportsman XP 1000

ZP-YJ-030501-012





2. Remove the original headlights on the front bumper, and install the new headlights as the original headlights (use the accessories of the original vehicle or the new product), and the headlights on both sides can be installed in the same way. As shown in picture:

3. Install back the front bumper with new headlights and other parts that were removed before. As shown in picture:



LED Headlights for Polaris Sportsman XP 1000

ZP-YJ-030501-012




4.Remove the protective cover of the high beams on original vehicle, disconnect the harness plug-ins of high beams, and take out the patch cord of the product, connect one end with the original vehicle wiring harness, connect the other end with high beam wiring harness of original vehicle,and connect the wiring harness with copper insert to the wiring harness of the original vehicle reserved(red), and the remaining 2 extension wires are pulled to the headlights and connected them to the headlights. As shown in picture:



LED Headlights for Polaris Sportsman XP 1000

ZP-YJ-030501-012



5. Installation Complete!

