

COMBINED ROOF KIT FOR POLARIS RANGER 570 FULL SIZE

SKU: ZP-YJ-030507-014



BEFORE YOU BEGIN


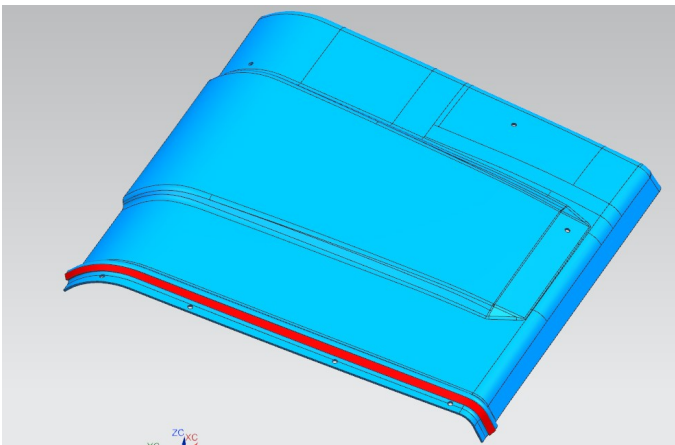
Read these instructions and check to be sure all parts and tools are accounted for. Please retain these installation instructions for future reference.

IMPORTANT

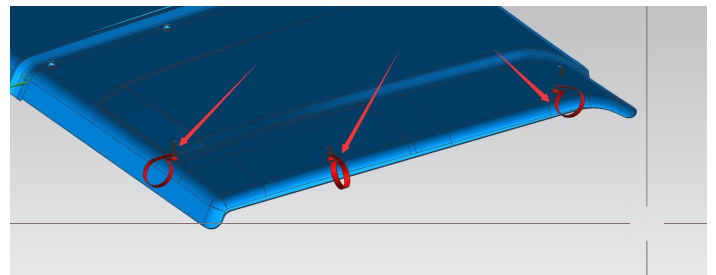
This COMBINED ROOF KIT is exclusively designed for your vehicle. Please read the installation instructions thoroughly before beginning. Installation is easier if the vehicle is clean and free of debris.

INSTALLATION INSTRUCTIONS


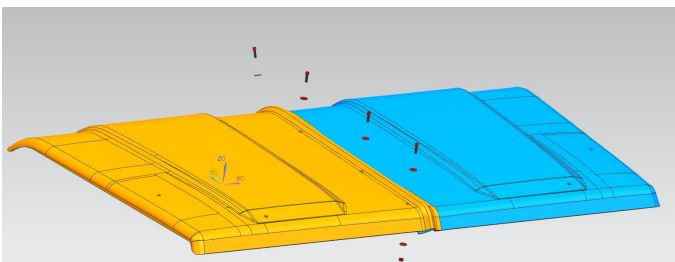
1. Shift vehicle transmission into "PARK". Turn key to "OFF" position and remove from vehicle.
2. Paste sealing strip of appropriate length on the left half roof along the red line as shown in the following image.



4. Secure the roof panel to ROPS by using M6X30 screws and 46mm hoops.



3. Align the 2 half roofs, fix them together by using M6x25 self tapped screws, forming a complete roof.



5. Installation finished.