

## BEFORE YOU BEGIN

Read these instructions and check to be sure all parts and tools are accounted for. Please retain these installation instructions for future reference.

## IMPORTANT

The Nerf Bars Rock Sliders is exclusively designed for your vehicle. Please read the installation instructions thoroughly before beginning. Installation is easier if the vehicle is clean and free of debris. For your safety, and to ensure a satisfactory installation, perform all installation steps correctly in the sequence shown.


## INSTALLATION INSTRUCTIONS

1. Shift vehicle transmission into "PARK". Turn ignition switch to "OFF" position and remove key.



2. Assemble parts L1, R1, 2 and 3 together with four M8\*50 hexagon socket screws and four M8 locknuts.



3. Remove 6 screws from the frames on both sides for standby.



4. Fix the nerf bars rock sliders on the frame with three screws and tighten the screws.



5. Installation is complete.

# Nerf Bars Rock Sliders Kit for Polaris RZR XP 1000

ZP-YJ-030506-023

