

# Front Clear Windshield FOR Can-Am Ryker

ZP-YJ-030603-064



## BEFORE YOU BEGIN

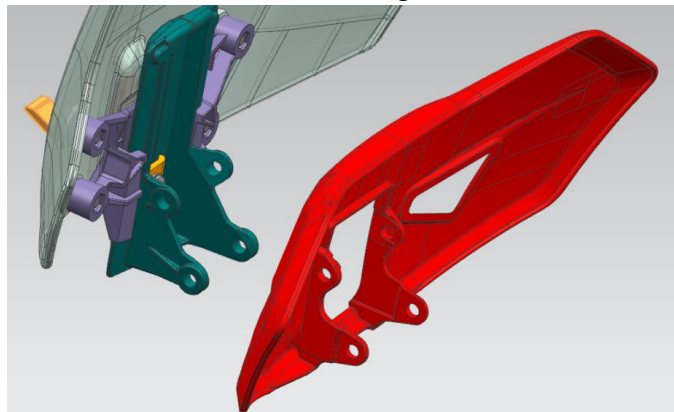
Read these instructions and check to be sure all parts and tools are accounted for. Please retain these installation instructions for future reference.

## IMPORTANT

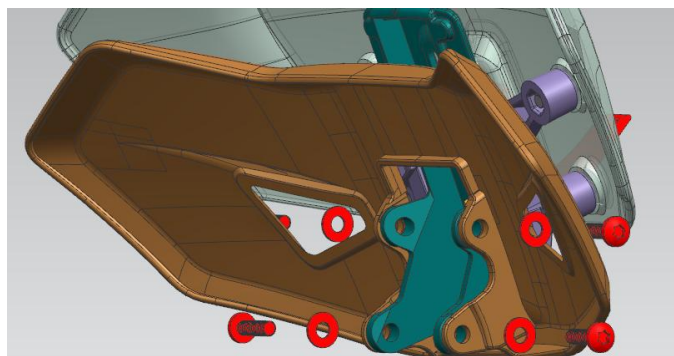
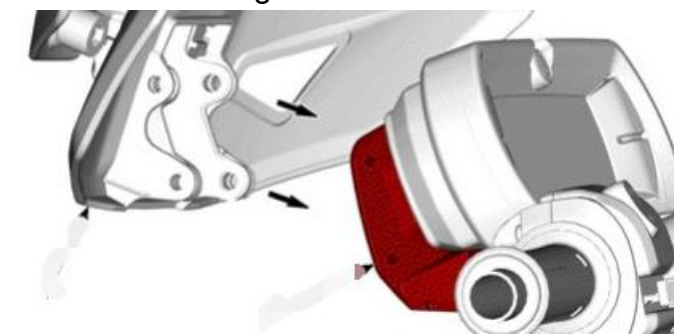
This FRONT CLEAR WINDSHIELD is exclusively designed for your vehicle. Please read the installation instructions thoroughly before beginning. Installation is easier if the vehicle is clean and free of debris.

## INSTALLATION INSTRUCTIONS

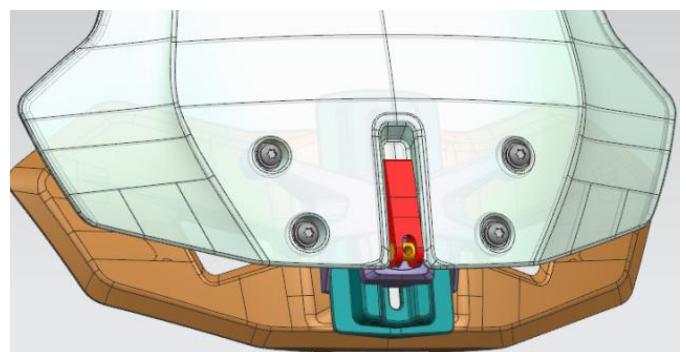
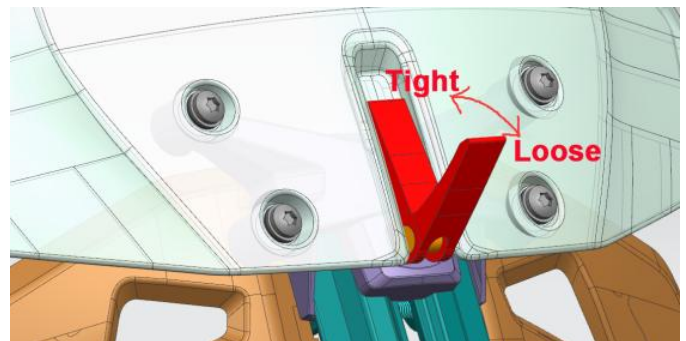
1. Shift vehicle transmission into "PARK". Turn key to "OFF" position and remove from vehicle.
2. Put the plastic shield on the windshield in the direction shown in the figure.



3. Fix the windshield on the frame with screws as shown in the figure.



4. Pull the lock trigger to adjust the height of the windshield. The installation is complete.



5. The whole device can be tightened by tightening the screw behind the trigger.

