

LED Headlights for Polaris Ranger SP 570 2022+

ZP-YJ-030501-015

SAUTVS

BEFORE YOU BEGIN

Read these instructions and check to be sure all parts and tools are accounted. Please retain these installation instructions for future reference.

IMPORTANT

These Headlights are exclusively designed for your vehicle. Please read the installation instructions thoroughly before beginning. Installation is easier if the vehicle is clean and free of debris.



INSTALLATION INSTRUCTIONS

Notice: Shift vehicle transmission into "PARK". Turn key to "OFF" position and remove from vehicle.

Product and accessories pictures:



1. Remove the original engine cover, decorative panels on both sides and front center mesh grille. Then remove the headlights from the original vehicle. As the picture shows:



2. Install the new headlights according to the fixing method of the original headlights, then connect the plug-ins of the headlights with the wiring harness of vehicle, and finally install back the decorative panels and the engine cover. As the picture shows:


Notice: The new headlights have a steering

LED Headlights for Polaris Ranger SP 570 2022+

ZP-YJ-030501-015

function, and you can purchase a steering control switch by yourself for installation.

3. Installation finished.



Note: Please refer to the installation video in the Amazon listing before your installation, or contact the seller for the installation video.

