

LED Headlights for Polaris Ranger 570 Full size

ZP-YJ-030501-016

SAUTV5

BEFORE YOU BEGIN

Read these instructions and check to be sure all parts and tools are accounted. Please retain these installation instructions for future reference.

IMPORTANT

These Headlights are exclusively designed for your vehicle. Please read the installation instructions thoroughly before beginning. Installation is easier if the vehicle is clean and free of debris.

INSTALLATION INSTRUCTIONS

Notice: Shift vehicle transmission into "PARK". Turn key to "OFF" position and remove from vehicle.


Product and accessories pictures:



1. Open the cover of the original engine, disconnect the wiring harness plug-in of the original headlight, and then remove the screws that fixing the original headlight and remove the original headlight. As the picture shows:





2. Connect the conversion cable of the headlight to the new headlight wiring harness, and then install the new headlight to the original vehicle, and fix it with the original screws. As the picture shows:



LED Headlights for Polaris Ranger 570 Full size

ZP-YJ-030501-016

SAUTV5



4. Installation finished.



3. Finally, connect the other end of the conversion cable plug-in with the original vehicle wiring harness plug-in, and then reinstall the original vehicle cover. (The headlight on the other side shall be replaced and installed in the same way as above). As the picture shows:

Note: Please refer to the installation video in the Amazon listing before your installation, or contact the seller for the installation video.