

# Sport Speaker Pods for Polaris RZR XP 1000 2024



ZP-YJ-030503-138

## BEFORE YOU BEGIN


Read these instructions and check to be sure all parts and tools are accounted. Please retain these installation instructions for future reference.

## IMPORTANT

These Sport Speaker Pods are exclusively designed for your vehicle. Please read the installation instructions thoroughly before beginning. Installation is easier if the vehicle is clean and free of debris.

## INSTALLATION INSTRUCTIONS

Product picture




1. Unscrew the screws on the surface of the pod, and install the audio purchased by yourself in the pod and then tighten the screws. As the picture shows:



2. Remove the rear seat of the original vehicle for subsequent installation. Then unscrew the screws on the original vehicle, connect the audio with the wiring harness plug-in of original vehicle, use the screws of original vehicle to fix


the audio pod on the original vehicle, and then reinstall the seat after completion. (The other side is installed in the same way). As the picture shows:



# Sport Speaker Pods for Polaris RZR XP 1000 2024

SAUTV5<sup>®</sup>

ZP-YJ-030503-138



3. Installation completed.



**Note:** Please refer to the installation video in the Amazon listing before your installation, or contact the seller for the installation video.