

Passenger Seat Kit For Can-Am Ryker

ZP-YJ-030603-171

SAUTV5

BEFORE YOU BEGIN

Read these instructions and check to be sure all parts and tools are accounted. Please retain these installation instructions for future reference.

IMPORTANT

This PASSENGER SEAT KIT is exclusively designed for your vehicle. Please read the installation instructions thoroughly before beginning. Installation is easier if the vehicle is clean and free of debris.

INSTALLATION INSTRUCTIONS

1. Shift vehicle transmission into "PARK". Turn key to "OFF" position and remove from vehicle.
2. Product image.



3. Unscrew the screws that hold the seat mounting bracket on both sides underneath the original seat cushion and remove the mounting bracket.




4. Remove the round plugs on both sides of the mounting bracket, then take out the footrest of the passenger seat and fasten it to the mounting bracket with M6*16 screws (3 screws are needed to fasten one footrest).

Passenger Seat Kit For Can-Am Ryker

ZP-YJ-030603-171


SAUTV5

NOTE: There are left and right foot pedals, one of which has a round magnet and needs to be mounted on the left side, and the other, without a magnet, on the right side.



5. Place the product's connecting block under the vehicle's seat cushion, and then install the seat mounting bracket back into the vehicle.


NOTE: It is necessary to make sure that the footrest is retracted during installation, otherwise the mounting bracket will interfere with the original vehicle's accessories when it is put back on, which will affect the installation.



Passenger Seat Kit For Can-Am Ryker

ZP-YJ-030603-171

SAUTV5



6. Use the M6*20 screws in the kit to fix the connecting block just placed with the seat mounting bracket, and then screw back the original screws that were removed before.

7. Finally, place the passenger cushion on the mounting bracket, correspond to the limit port, grab the armrest and pull it backward to fix it, and then lock the safety buckle.

NOTE: Stock instrument panel shows when footrest is down.



Passenger Seat Kit For Can-Am Ryker

ZP-YJ-030603-171

SAUTVS

8. Installation completed.

