

# FORWARD STORAGE BOX KIT FOR POLARIS RZR XP 1000 2024

ZP-YJ-030508-022



## BEFORE YOU BEGIN

Read these instructions and check to be sure all parts and tools are accounted for. Please retain these installation instructions for future reference.

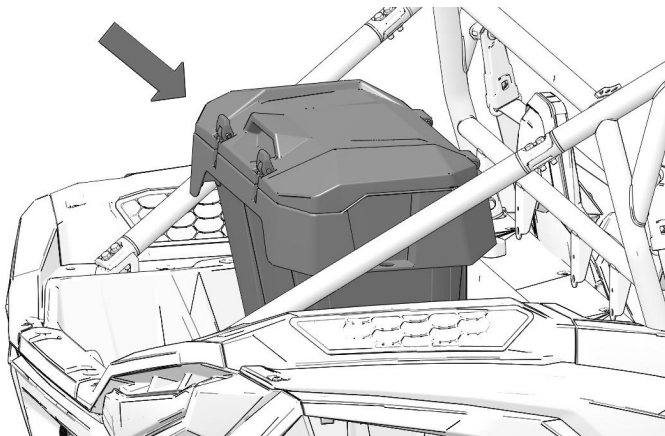
## IMPORTANT

This *Forward Storage Box* is exclusively designed for your vehicle. Please read the installation instructions thoroughly before beginning. Installation is easier if the vehicle is clean and free of debris.

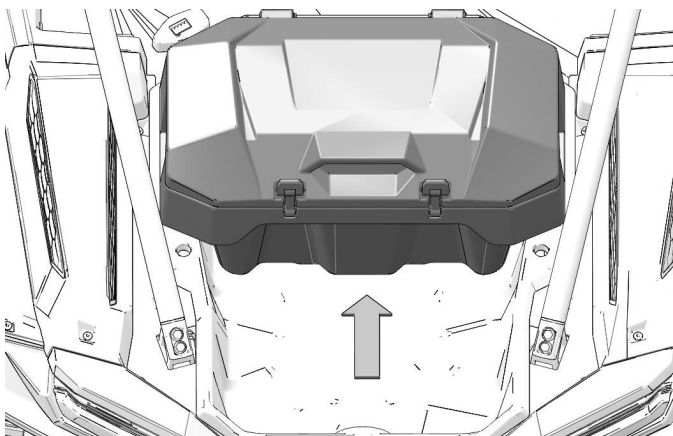
## INSTALLATION INSTRUCTIONS

Note: Shift vehicle transmission into "PARK". Turn key to "OFF" position and remove from vehicle.

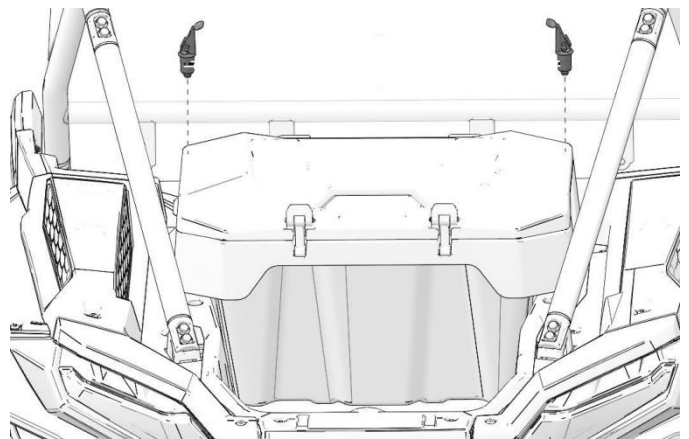
1. Place storage box in forward-most section of cargo box.



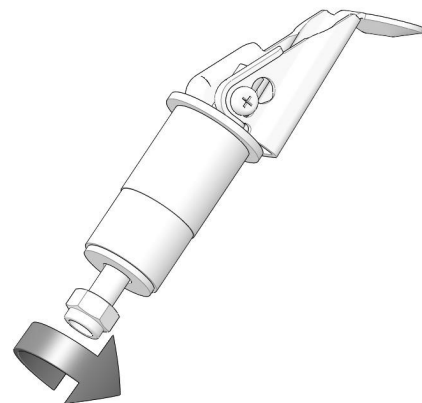
2. Move front of storage box to align Lock & Ride holes in storage box with those in cargo box.



3. Install two Lock & Ride assemblies in two aligned mounting holes.



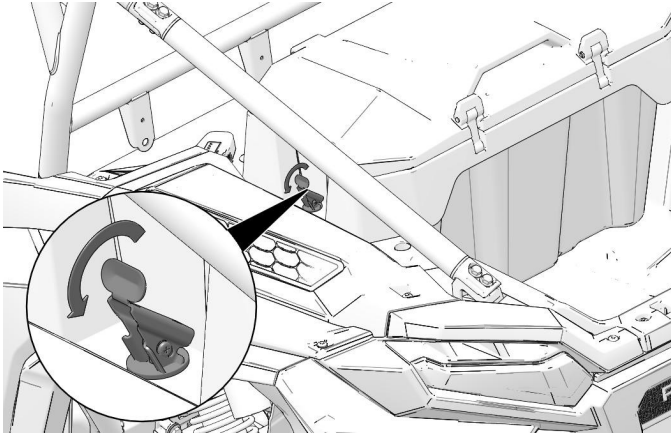
4. Lock & Ride assemblies may need adjustment. Tighten or loosen bottom nuts depending on fitment.



5. Make sure Lock & Ride assemblies are fully seated before closing top lever and securing storage box.

# FORWARD STORAGE BOX KIT FOR POLARIS RZR XP 1000 2024

ZP-YJ-030508-022



**Note:** Please refer to the installation video in the Amazon listing before your installation, or contact the seller for the installation video.