

# Sport Speaker Pods for Polaris RZR XP 1000 2024



## BEFORE YOU BEGIN

Read these instructions and check to be sure all parts and tools are accounted. Please retain these installation instructions for future reference.

## IMPORTANT

These *Sport Speaker Pods* are exclusively designed for your vehicle. Please read the installation instructions thoroughly before beginning. Installation is easier if the vehicle is clean and free of debris.

## INSTALLATION INSTRUCTIONS


Product picture



1. First remove the rear seat of the original vehicle for subsequent installation. Then unscrew the screws on the original vehicle. As the picture shows:




2. Thread the wiring harness of the speaker pod from the surface gap of the original vehicle to the bottom of the vehicle, and connect it with the plug-in reserved for the original vehicle, and finally use the original screws to fix the speaker pod. (The other side of the speaker pod can be installed in the same way). As the picture shows:




# Sport Speaker Pods for Polaris RZR XP 1000 2024

**SAUTV5**



**Note:** Please refer to the installation video in the Amazon listing before your installation, or contact the seller for the installation video.



3. Installation completed.

