

Door-Mounted Side Mirrors for Polaris Ranger XD 1500

ZP-YJ-030505-027

SAUTV5

BEFORE YOU BEGIN

Read these instructions and check to be sure all parts and tools are accounted. Please retain these installation instructions for future reference.

This *Door-Mounted Side Mirror* is exclusively designed for your vehicle. Please read the installation instructions thoroughly before beginning. Installation is easier if the vehicle is clean and free of debris.

PRODUCT




INSTALLATION INSTRUCTIONS

1. Shift vehicle transmission into "PARK". Turn key to "OFF" position and remove from vehicle.
2. First, find the two dimples reserved for installing the mirror on the door panel. Then use the tool to drill a circular hole with a diameter of 12mm from the center of the dimple. As the picture shows:




3. The mounting base of the mirror is stuck in the circular hole just cut. (If it is not stuck, the circular hole can continue to expand outward until it reaches the appropriate size), and use M8*25 screws to fix it. As the picture shows:



Door-Mounted Side Mirrors for Polaris Ranger XD 1500

ZP-YJ-030505-027


SAUTVS®



4. Finally, clamp the corresponding side of the mirror down on the base, and then use M4*12 self-tapping screws to fix it (the other side of the mirror is installed in the same way as above). As the picture shows:



5. The installation is complete.



Door-Mounted Side Mirrors for Polaris Ranger XD 1500

ZP-YJ-030505-027

SAUTV5



Note: Please refer to the installation video in the Amazon listing before your installation, or contact the seller for the installation video.