

# LED Front Accent Lights for Polaris Ranger XD 1500

SAUTVS®

ZP-YJ-030502-041

## BEFORE YOU BEGIN

Read these instructions and check to be sure all parts and tools are accounted. Please retain these installation instructions for future reference.

This *Front Accent Light* is exclusively designed for your vehicle. Please read the installation instructions thoroughly before beginning. Installation is easier if the vehicle is clean and free of debris.

## PRODUCT AND ACCESSORIES



## INSTALLATION INSTRUCTIONS

1. Shift vehicle transmission into "PARK". Turn key to "OFF" position and remove from vehicle.
2. Open the vehicle's front hood cover and prepare the 8mm drill bit. Distinguish between the driver side and the passenger side of the lights first. After comparing the outlet position of the light's wire, enlarge the hole on the fascia of the corresponding position. (The hole is big enough for the light harness to pass through). As the picture shows:





3. Pass the light wiring harness through the newly expanded hole, then press hard to clamp the light on the corresponding slots of the fascia. (The other side of the light is installed in the same way). As the picture shows:



# LED Front Accent Lights for Polaris Ranger XD 1500

ZP-YJ-030502-041


SAUTVS®



4. Remove the grille. Connect the matching harness to the copper pin on the light, and pass the excess wiring harness through the gap in the front, and then through the cable hole on the top of the vehicle. As the picture shows:

5. Connect the pulled wiring harness to the corresponding plug-in on the matched conversion harness. Disconnect the wiring harness plug-in of the headlight, and then re-connect the conversion harness with the headlight and the vehicle wiring harness plug-in. After completion, turn on the switch to check whether the light is on normally, and after confirming that it is correct, the grille and the hood cover can be installed back. As the picture shows:


(Note: If the wiring is too long, you can use a strap to fix it at the edge of the grille.)



# LED Front Accent Lights for Polaris Ranger XD 1500

ZP-YJ-030502-041

SAUTV5



**Note:** Please refer to the installation video in the Amazon listing before your installation, or contact the seller for the installation video.



6. The installation is complete.

